

TABLE OF CONTENTS

Unit 2: Hurricane Readiness

Introduction	2-1
Objectives	2-1
Methodology.....	2-1
Unit 2: Hurricane Readiness	2-2
Hurricane Readiness Checklist (HRC).....	2-3
Phases of the HRC	2-4
Importance of the HRC	2-4
Key Individuals and Agencies	2-5
Examples of Key Individuals/Agencies	2-6
Communication	2-6
Emergency Support Functions (ESFs).....	2-7
ESF #1—Transportation	2-7
ESF #2—Communications.....	2-8
ESF #3—Public Works and Engineering	2-8
ESF #4—Firefighting.....	2-9
ESF #5—Emergency Management	2-9
ESF #6—Mass Care, Housing, and Human Services.....	2-10
ESF #7—Resource Support.....	2-10
ESF #8—Public Health and Medical Services	2-11
ESF #9—Urban Search and Rescue	2-11
ESF #10—Oil and Hazardous Materials Response	2-12
ESF #11—Agriculture and National Resources	2-12
ESF #12—Energy	2-13
ESF #13—Public Safety and Security.....	2-13
ESF #14—Long-Term Community Recovery and Mitigation	2-14
ESF #15—External Affairs	2-14
Activity 2:1—Hurricane Readiness—Coastal Communities.....	2-15

Unit 2: Hurricane Readiness

Time: 70 minutes

INTRODUCTION

This unit reviews the sequence of actions and the support services involved in the Hurricane Readiness Checklist process.

OBJECTIVES

At the conclusion of this unit, participants should be able to:

1. Explain the acronyms, terms, and definitions relevant to this unit;
2. Describe the components of a Hurricane Readiness Checklist;
3. List the key emergency management positions, agencies, and organizations responsible for the development and implementation of the Emergency Operations Plan;
4. Identify the roles and responsibilities for each of the individuals and/or agencies; and
5. Identify the Emergency Support Functions (ESFs) involved in hurricane decision-making and protective actions.

METHODOLOGY

The instructor will begin with an overview of the elements and importance of Hurricane Readiness, and then discuss everything that's involved in developing a Hurricane Readiness Checklist. The Unit will also focus on the individuals, agencies, and other organizations responsible for developing and implementing an Emergency Operations Plan.

Unit 2: Objectives

Unit 2: Objectives

At the conclusion of this unit, participants should be able to:

- ◆ Explain the acronyms, terms, and definitions relevant to this unit;
- ◆ Describe the components of a Hurricane Readiness Checklist;
- ◆ List the key emergency management positions, agencies, and organizations responsible for the development and implementation of the Emergency Operations Plan;
- ◆ Identify the roles and responsibilities for each of the individuals and/or agencies; and
- ◆ Identify the Emergency Support Functions (ESFs) involved in hurricane decision-making and protective actions.

FEMA Hurricane Readiness - Coastal Communities 2-1

Visual 2-1

Notes:

Unit 2: Hurricane Readiness

Unit 2: Hurricane Readiness

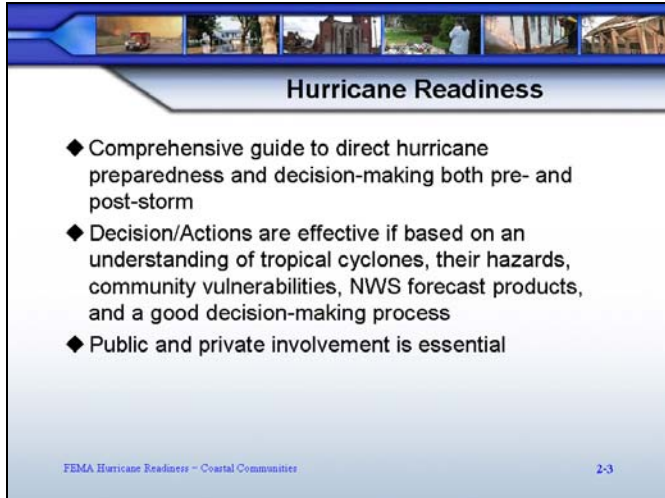
- ◆ Overview of Sequence of Actions
- ◆ Key Individuals and Agencies
- ◆ Emergency Support Functions (ESFs)
- ◆ Activity 2:1—Hurricane Readiness—Coastal Communities
- ◆ Lessons Learned

FEMA Hurricane Readiness - Coastal Communities 2-2

Visual 2-2

Notes:

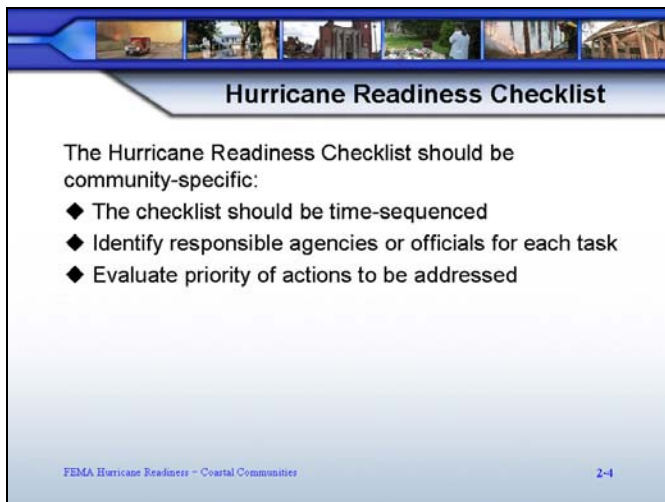
**Unit 2: Hurricane Readiness
(cont'd.)**



Visual 2-3

Notes:

Hurricane Readiness Checklist (HRC)



Visual 2-4

Notes:

Phases of the HRC

Phases of the HRC

- ◆ Hurricane Readiness Checklists are structured around the following phases:
 - Pre-season and preparedness
 - Monitoring
 - Protective actions (evacuate or stay...)
 - Post-storm actions
 - Re-entry

FEMA Hurricane Readiness - Coastal Communities 2-5

Visual 2-5

Notes:

Importance of the HRC

Importance of the HRC

Why is a Hurricane Readiness Checklist important?

FEMA Hurricane Readiness - Coastal Communities 2-6

Visual 2-6

Notes:

Importance of the HRC (cont'd.)

Importance of the HRC

- ◆ Prompts for timely action
- ◆ Supports decision/action-making accountability
- ◆ Structures documentation
- ◆ Ensures coordination and communication

FEMA Hurricane Readiness - Coastal Communities 2-7

Visual 2-7

Notes:

Key Individuals and Agencies

Key Individuals and Agencies

Who should be involved in the HRC development?

FEMA Hurricane Readiness - Coastal Communities 2-8

Visual 2-8

Notes:

Examples of Key Individuals/Agencies

Key Individuals and Agencies

- ◆ Elected officials
- ◆ Federal, State, and local government representatives
- ◆ Emergency management officials
- ◆ Military facilities
- ◆ Parks and recreation officials
- ◆ Hospitals, nursing homes, health care
- ◆ Private/public utility representatives
- ◆ Transportation representatives
- ◆ Public works officials
- ◆ School administrators
- ◆ News media
- ◆ Special needs groups
- ◆ Animal welfare organizations
- ◆ Hotel operators
- ◆ Business representatives
- ◆ Tourist industry representatives
- ◆ Industrial facility representatives
- ◆ Volunteer organizations
 - American Red Cross
 - Salvation Army

FEMA Hurricane Readiness - Coastal Communities 2-9

Visual 2-9

Notes:

Communication

Communication

- ◆ Problems occur when there is little communication between organizations and individuals
- ◆ The first step is to address effective communication in hurricane action planning

FEMA Hurricane Readiness - Coastal Communities 2-10

Visual 2-10

Notes:

Emergency Support Functions (ESFs)

Emergency Support Functions (ESFs)

- ◆ Definition

An ESF is a grouping of government and certain private-sector capabilities into an organizational structure to provide the support, resources, program implementation, and services that are most likely to be needed to save lives, protect property and the environment, restore essential services and critical infrastructure, and help victims and communities to return to normal, when feasible, following domestic incidents.

FEMA Hurricane Readiness - Coastal Communities 2-11

Visual 2-11

Notes:

ESF #1—Transportation

ESF #1—Transportation

- ◆ Federal and civil transportation
- ◆ Transportation safety
- ◆ Restoration/recovery of transportation infrastructure
- ◆ Movement restrictions
- ◆ Damage and impact assessment

FEMA Hurricane Readiness - Coastal Communities 2-12

Visual 2-12

Notes:

ESF #2—Communications



ESF #2—Communications

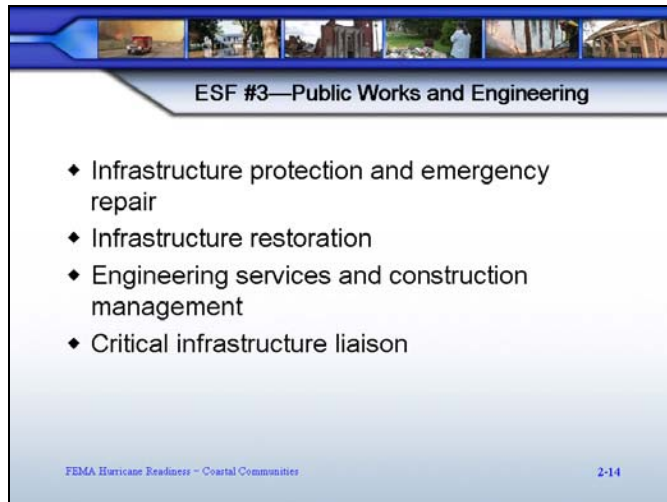
- ◆ Coordination with telecommunications industry
- ◆ Restore/repair of telecommunications infrastructure
- ◆ Protection, restoration, and sustainment of national cyber and information technology resources

FEMA Hurricane Readiness - Coastal Communities 2-13

Visual 2-13

Notes:

ESF #3—Public Works and Engineering



ESF #3—Public Works and Engineering

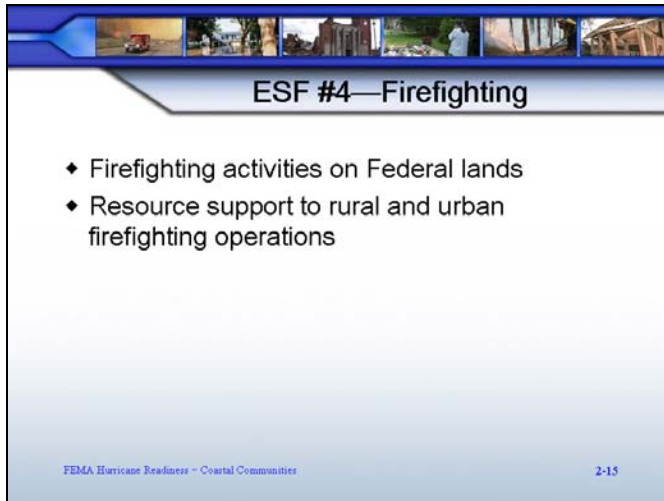
- ◆ Infrastructure protection and emergency repair
- ◆ Infrastructure restoration
- ◆ Engineering services and construction management
- ◆ Critical infrastructure liaison

FEMA Hurricane Readiness - Coastal Communities 2-14

Visual 2-14

Notes:

ESF #4—Firefighting

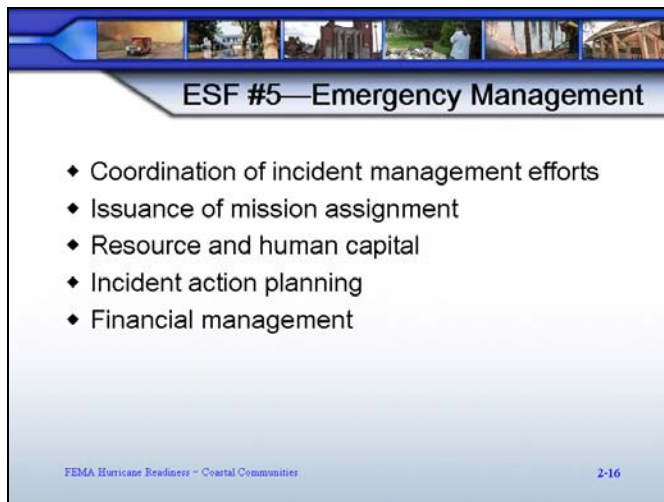


The slide features a blue header with a row of six small images: a fire truck, a fire hydrant, a fire station, a fire engine, a fire truck, and a fire engine. Below the header, the title "ESF #4—Firefighting" is centered. The main content area contains two bullet points: "♦ Firefighting activities on Federal lands" and "♦ Resource support to rural and urban firefighting operations". At the bottom left, it says "FEMA Hurricane Readiness - Coastal Communities" and at the bottom right, "2-15".

Visual 2-15

Notes:

ESF #5—Emergency Management



The slide features a blue header with a row of six small images: a fire truck, a fire hydrant, a fire station, a fire engine, a fire truck, and a fire engine. Below the header, the title "ESF #5—Emergency Management" is centered. The main content area contains five bullet points: "♦ Coordination of incident management efforts", "♦ Issuance of mission assignment", "♦ Resource and human capital", "♦ Incident action planning", and "♦ Financial management". At the bottom left, it says "FEMA Hurricane Readiness - Coastal Communities" and at the bottom right, "2-16".

Visual 2-16

Notes: