


UNIT 5: DISTRIBUTION OF EMERGENCY SUPPLIES, RESOURCE REQUIREMENTS, AND PROVIDERS

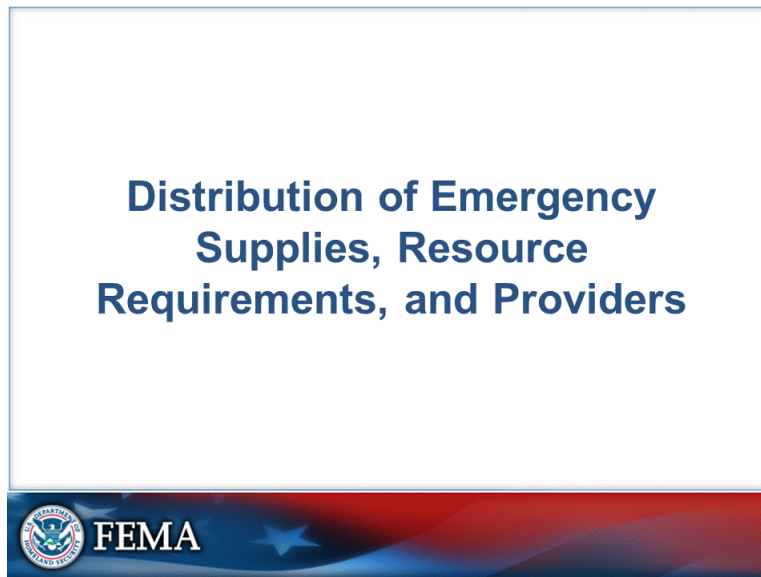
Student Manual

Federal Emergency Management Agency
Emergency Management Institute



This page intentionally left blank.

DISTRIBUTION OF EMERGENCY SUPPLIES INTRODUCTION



The purpose of Distribution of Emergency Supplies is to provide life-sustaining, comfort, and other essential supplies to disaster survivors.

OBJECTIVES

Unit Objectives

- Describe how to determine the distribution of emergency supplies, resource requirements, and potential providers in your community,
- List the types of resources and requirements for distribution of emergency supplies.
- Identify available resources and providers to meet the requirements for Mass Care and Emergency Assistance distribution of emergency supplies during an event in your community.




At the conclusion of this unit, you will be able to:


- Describe how to determine the distribution of emergency supplies, resource requirements, and potential providers in your community.
- List the types of resources and requirements for distribution of emergency supplies.
- Identify available resources and providers to meet the requirements for Mass Care and Emergency Assistance distribution of emergency supplies during an event in your community.

DISTRIBUTION OF EMERGENCY SUPPLIES

Distribution of Emergency Supplies

Communities should be prepared to address the distribution of goods in case the community becomes isolated or transportation routes become unavailable.



 **FEMA** 5.3

When identifying items you will need to distribute, you need to determine the scope of the event and what might be needed. Remember, depending on the type of disaster, this service might need to begin quickly. For example, after a multi-family dwelling fire, many residents may flee without any personal items and no means with which to replace them.

The breadth of this service ranges from a local food pantry, to a thrift store, to outside assistance from national organizations and/or government agencies. For example, the items you need to distribute after a multi-family dwelling fire would be different than the ones needed after a larger event such as widespread flooding. Should a larger event occur, you may need to supply other goods or seek outside assistance.

Remember that disasters begin and end locally. Communities should be prepared to address the distribution of goods in case the community becomes isolated or transportation routes become unavailable.

Clean-up kits and comfort kits are available from many organizations. These items are good examples of supplies that may be procured in advance and stockpiled in the community. This is a great opportunity for youth groups, older adult groups, or disability workshops to put these kits together.

Establish relationships with civic organizations and faith-based groups. The private sector, such as big box stores, may donate items such as water, comfort kits, and clean-up kits. Many organizations and private sector companies have the desire and the means to distribute these supplies.

DISCUSSION



Locally heavy rains have created flash flooding in several areas of a community. Many houses in the community had several inches of water and lost power. The flood water receded quickly but left water damage to many homes. Power is slowly being restored to the community and should be back on in a day or two.

1. How would you determine if your community needs to distribute emergency supplies?
2. Who might you obtain these supplies from in your community?
3. Where or what type of locations would emergency supplies be distributed? Explain the decision.

Points of Distribution (PODs) are important when planning for how to distribute goods. PODs are centralized points where supplies are delivered and the public travels to the site to pick up the commodities. FEMA course IS-0026: *Guide to Points of Distribution* offers further information.

ACTIVITY 5.1

Activity 5.1

1. Work in table groups.
2. Use the class-selected hazard.
3. Identify requirements for each resource for your community for a similar hazard.
4. Close your books.
5. Report out findings to the class.




5.5

RECAP

Unit 5 Recap

You should now be able to:

- Describe how to determine the distribution of emergency supplies, resource requirements, and potential providers in your community,
- List the types of resources and requirements for distribution of emergency supplies.
- Identify available resources and providers to meet the requirements for Mass Care and Emergency Assistance distribution of emergency supplies during an event in your community.



You should now be able to:

- Describe how to determine the distribution of emergency supplies, resource requirements, and potential providers in your community.
 - When identifying items you will need to distribute, you need to determine the scope of the event and what might be needed.
- List the types of resources and requirements for distribution of emergency supplies.
- Identify available resources and providers to meet the requirements for Mass Care and Emergency Assistance distribution of emergency supplies during an event in your community.
 - These were identified on the worksheets.