
Unit 7: Site Safety and Control Plan

STUDENT GUIDE

Objectives

By the end of this unit, students will be able to:

- Understand and complete ICS Form 208HM, Site Safety and Control Plan
- Describe the purpose and use of ICS Form 208HM, Site Safety and Control Plan
- Identify the components of ICS Form 208HM, Site Safety and Control Plan

Methodology

This unit uses lecture, an exercise, and discussion.

Content from this unit will be tested through the Final Exam, as well as through the facilitation of Exercise 8. The purpose of this exercise is to provide participants with an opportunity to practice planning to keep HAZMAT operations as safe as possible by outlining the information that must be identified before a HAZMAT Team enters the hazard area. This exercise will last approximately 45 minutes. Participants will individually complete ICS Form 208HM, Site Safety and Control Plan, using information provided and the Train Derailment Scenario. The Instructor will review a completed example form and allow students to compare their responses.

Time Plan

A suggested time plan for this unit is shown below. More or less time may be required based on the experience level of the group.

Topic	Time
Lesson	45 minutes
Exercise 8	45 minutes
Total Time	1 hour 30 minutes

**Key Points**


Scope Statement

Through this unit, students will gain a general understanding of ICS Form 208HM, Site Safety and Control Plan, which is used to lay out special operating procedures to protect staff working within a HAZMAT environment. Students will have an opportunity to view an example of a completed form and to complete the form themselves.

Topic Unit Objectives

Unit Terminal Objective

Understand and complete ICS Form 208HM – Site Safety and Control Plan.



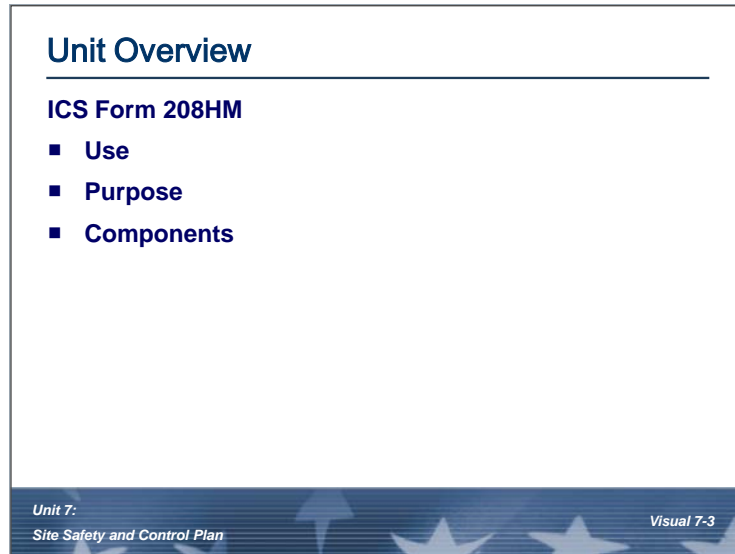
Key Points

Unit Terminal Objective

Understand and complete ICS Form 208HM, Site Safety and Control Plan.

Unit Enabling Objective

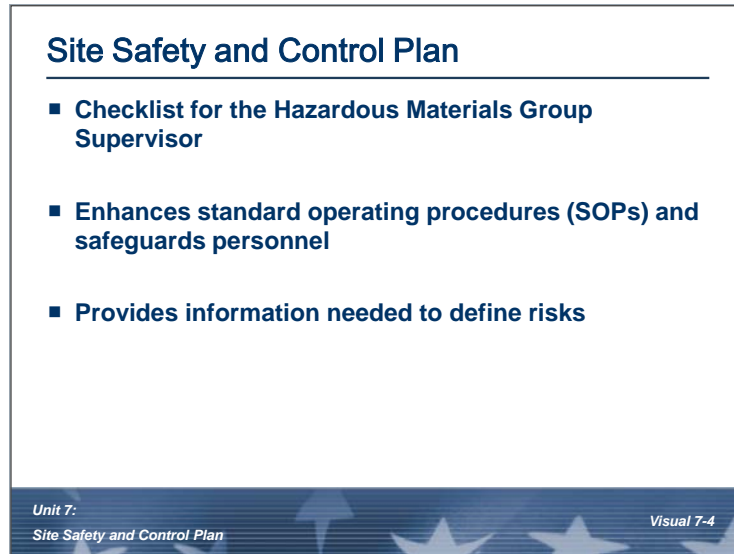
- Describe the purpose and use of ICS Form 208HM, Site Safety and Control Plan
- Identify the components of ICS Form 208HM, Site Safety and Control Plan



Key Points

This unit will cover the use, purpose, and components of ICS Form 208HM. This is an unusual unit in that it covers one ICS form that is specific to one type of operation. However, HAZMAT operations can be part of an incident from any discipline and require the use of standard procedures and precautions that the Safety Officer may not be aware of.

Topic Site Safety and Control Plan



Key Points

ICS Form 208HM, Site Safety and Control Plan, is a good tool to ensure that everything is properly thought through, countering the instinct of responders to act quickly. ICS Form 208HM:

- Provides a checklist for the HAZMAT Group Supervisor
- Enhances standard operating procedures (SOPs) and safeguards personnel
- Provides information needed to define risks

Topic

Purpose

Purpose

- Federal and State laws
- Enhance safety of the Hazardous Materials Group's operations

Unit 7:
Site Safety and Control Plan

Visual 7-5

Key Points

Form ICS 208HM helps the Safety Officer quickly grasp what hazards and risks exist so that he or she can help the HAZMAT Group adjust their procedures to be as safe as possible during a hazardous task.

It is a good idea to assign an Assistant Safety Officer for HAZMAT incidents to handle the form and keep an eye on this type of top-priority operation.

Responsibility

- Responsibility for development and implementation of the Site Safety and Control Plan rests with the Hazardous Materials Group Supervisor.

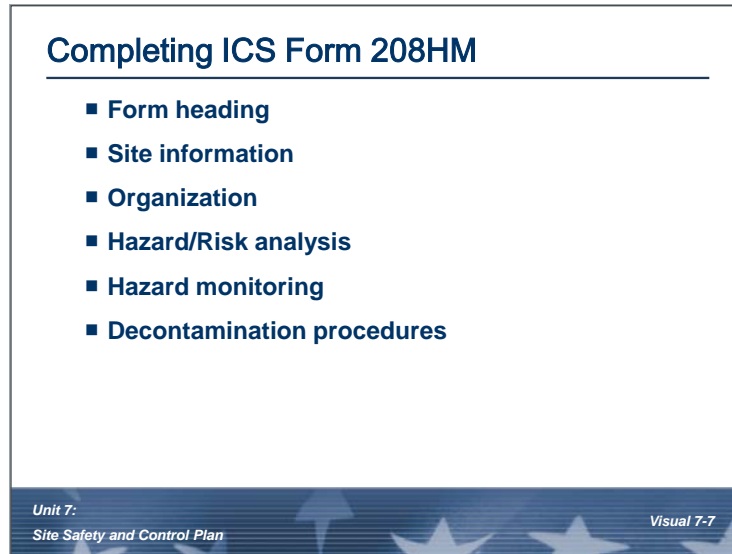
Key Points

The Safety Officer should be prepared to fill out the form if there is no Hazardous Materials Group Supervisor upon entry into a location with HAZMAT. There may not yet be a Supervisor during the initial operating periods.

Even when there is a Hazardous Materials Group Supervisor to fill out and use the form, the Safety Officer must ensure that this is done properly.

The Safety Officer may want to assign, or may be assigned as, an Assistant Safety Officer for the Hazardous Materials Group so that one person is dedicated to ensuring that these operations are safe.

Topic Completing ICS Form 208HM



Key Points

Form Heading

Enter the incident name and number, date and time, and operational period.

Site Information

Use address and GPS location.

Organization

Enter the names of personnel in ICS positions. Enter names and level of PPE for all personnel on the Entry Team, as well as the Decontamination Team.

Hazard/Risk Analysis

Enter names of and pertinent information on known chemical products, chemical properties, and definitions. This will help the HAZMAT Team and identify what level of PPE is necessary.

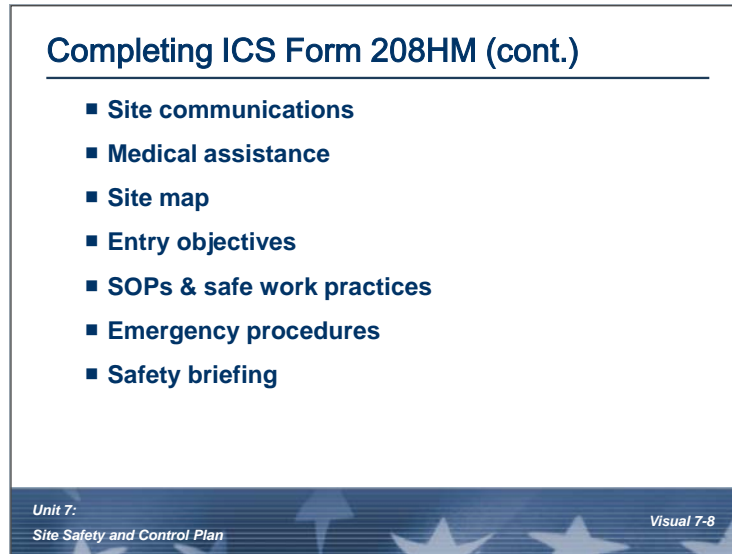
Hazard Monitoring

List what instruments are being used.

Decontamination Procedures

Check “No” if modifications will be made to the standard decontamination process. This should be indicated for every identified chemical AND those that can’t be identified.

Topic Completing ICS Form 208HM (cont.)



Key Points

Site Communications

List radio communications frequencies.

Medical Assistance

Take readings/vital signs for the HAZMAT Team before entry to establish a baseline and afterwards to determine exposure.

For treatment and transport, have a procedure in place and an ambulance ready. Responders need to know that the risks are being addressed.

Site Map

Simply insert a map of the area. The boxes on the form are triggers to ensure that something is not left out.

Entry Objectives

Document the goals and what will happen inside.

SOPs and Safe Work Practices

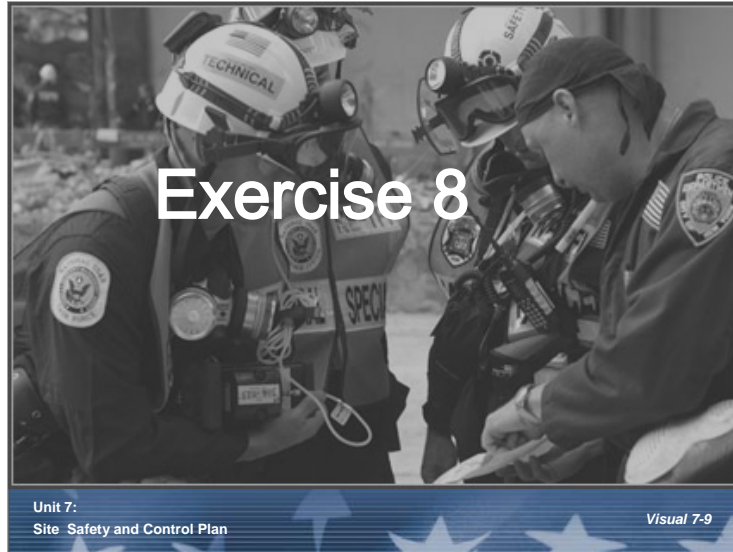
HAZMAT events are rarely fast moving, so the process can be slowed down to ensure that everyone is safe. The form exists to make sure that operations are slowed down and safe work practices are followed even when it does not appear that there is time.

Emergency Procedures

Identify means of alerting, rescue, and evacuation of hazard site. It ensures expedient rescue if conditions change or an emergency occurs.

Safety Briefing

The Assistant Safety Officer has to sign the form and enter the time of the completion of the briefing. The HAZMAT Group Supervisor and Incident Commander must sign the form as well.

**Key Points**

Follow directions from the instructor on how to complete this exercise.

Objectives Review

What is ICS Form 208HM – Site Safety and Control Plan used for? What are the components of the plan?

Key Points
