



Annual Report FY13

Building a Culture of Preparedness

Table Of Contents

Agency Overview	Page 2
Executive Branch	Page 3
Office of Mitigation	Page 4
Office of Support Services	Page 5
Disaster Spending	Page 6
Office of Recovery	Page 7
Hurricane Isaac Breakdown	Page 8
Pinebelt Tornadoes Breakdown	Page 9
Counties Affected Map	Page 10
Office of Preparedness	Page 11
Office of Response	Page 12
SEOC Incident Reports	Page 13
Office of Field Services	Page 14
Emergency Management Performance Grant	Page 15
Coastal Retrofit Program	Page 16



Southern Miss Performing Arts Center after the Hattiesburg tornado.

Agency Overview:

This annual report provides an overview of the Mississippi Emergency Management Agency's departments and programs and a summary of disasters in Fiscal Year 2013.

MEMA was established in May 1980 to replace the Mississippi Civil Defense Council as the state agency charged with preserving the life and property of Mississippi residents during all types of emergencies and disasters. MEMA coordinates preparedness, response, recovery and mitigation efforts with all 82 counties and the Mississippi Band of Choctaw Indians.

In August 2005, Hurricane Katrina made landfall on the Mississippi Gulf Coast, taking 232 lives, destroying everything along the coastline and leaving an indelible mark on the state's history forever. 82 counties were included in the Presidential Disaster Declaration.

As of August 2013, recovering and rebuilding efforts have cost the state and federal government more than \$10 billion as MEMA and the Federal Emergency Management Agency, working with our local partners, have worked to restore infrastructure, rebuild public buildings and schools and build safe rooms.

MEMA has seven offices within the agency, as well as the Executive Branch, which houses the External Affairs Bureau, Geographic Information Systems Bureau, Logistics Bureau and Search and Rescue Bureau.



The Mississippi State Emergency Operations Center located in Pearl.

Executive Branch:

The Executive Branch is led by MEMA Executive Director Robert Latham, who is appointed by the governor and manages all daily operations of MEMA; Chief of Staff Bill Brown oversees each office within MEMA and implements the strategic guidance of the Executive Director; Deputy Director Kent Buckley oversees the Logistics Bureau and the offices of Field Services, Preparedness and Response; and Deputy Director Deb Biggers oversees the offices of Mitigation, Support Services, Recovery and Coastal Retrofit.

statewide search and rescue system working with state and local agencies involved in all search and rescue planning and operations within the state.

The Logistics Bureau coordinates the flow of commodities and goods, along with other resources to meet needs and requirements during the response to a disaster. The bureau coordinates with other state agencies on purchasing and procurement of supplies and equipment, and helps secure pre-disaster contracts.

The Executive Branch also includes; the External Affairs Bureau, which focuses on educating Mississippians on preparedness during non-disaster times, and provides emergency information to the media and the public during times of crisis and disaster.

The Geographic Information Systems Bureau has the hardware and software to capture, store, develop and design all types of geographic data to support preparedness and response activities.

The Search and Rescue Bureau manages the development and maintenance of a comprehensive



Office of Mitigation:

The Office of Mitigation manages the Hazard Mitigation Grant program and non-disaster grant programs, which helps prevent damage and loss of life and property in future disasters. The Mitigation Office director, Jana Henderson, oversees the office and is also designated as the State Hazard Mitigation Officer.

The Floodplain Management Bureau assisted with the following in FY13: 330 National Flood Insurance Program (NFIP) participating communities, 29 Community Rating System communities, 42 Community Assistance Visits, approximately 450 Floodplain reviews, 105 Technical Assistance Visits or contacts and, 50 local ordinance reviews.

The Mitigation Planning Bureau assisted with the following in FY13: One State Hazard Mitigation Plan, 79 county mitigation plans completed, three counties with Mitigation Plans under development and 376 jurisdictions with approved plans.

The Mitigation Grants Bureau assists with grants to local governments following disasters. The grants bureau has 11 ongoing open disasters totaling \$397,787,953, and non-disaster grants totaling more than \$250,000. There is also an estimated \$301,273,777 obligated, and more than 230 projects with more than 40 projects under FEMA review.



The state of Mississippi has invested more than \$200 Million (\$200,980,627) in federal, state and local money in a total of 11,173 Safe Rooms with a statewide capacity of more than 81,000. Mississippi has constructed the following Safe Rooms:

- Individual Safe Rooms: 10,918 constructed with an investment of more than \$39.5 Million.
- 361 Safe Rooms: 40 constructed, 32 under construction with an investment of more than \$159 million.
- Community Safe Rooms: 183 constructed with more than \$810,000 invested.

Office of Support Services:

The Office of Support Services coordinates all financial and personnel issues for the agency.

The Human Resources Bureau oversees all matters associated with 109 full-time, 67 time-limited and 12 contract employees.

The Facilities, Property and Fleet Bureau oversees all matters associated with property accounting, fleet management and facilities maintenance.

The Accounting and Finance Bureau oversees grants, grant review, internal auditing, payroll, travel, contracts, purchasing and accounts payable.

Information Technology is responsible for providing and managing hardware and software updates to network servers, computers, communications networks and

MEMA Employees



storage devices. The department is also tasked with establishing email accounts, setting user permissions on the file server, training on the technical equipment used at the agency and managing an internal firewall to prevent security breaches. MEMA has one of the most advanced, centrally controlled wireless networks in state government. The system allows wireless laptop "roaming" throughout the facility.



MEMA vehicles damaged by a hail storm in March 2013.

Mississippi Emergency Management Agency - Annual Report 2013

Disaster	Federal Amount	Disaster	Hurricane Reserve State Payments	Budget Contingency State Payments	Disaster Trust State Payments	Total State Payments
1251	\$(300,270.93)	1251		\$50,287.02	\$(83,958.07)	\$33,671.05
1382	\$54,547.47	1382				\$-
1398	\$147,792.46	1398	\$231,238.52			\$231,238.52
1436	\$113,492.30	1436	\$30,477.69	\$87,115.08		\$117,592.77
1443		1443			\$(397.08)	
1459	\$(21,697.71)	1459	\$45,460.83		\$12,231.01	\$57,691.84
1550	\$127,244.44	1550		\$25,520.93		\$25,520.93
1604	\$138,892,937.08	1604				\$-
1764	\$-	1764	\$31,058.28	\$480,667.12		\$511,725.40
1794	\$948,829.09	1794	\$91,479.06	\$419,885.70	\$(2.47)	\$511,364.76
1837	\$304,932.19	1837	\$73,728.91	\$35,648.37		\$109,377.28
1906	\$256,056.87	1906	\$35,030.42		\$5,886.64	\$40,917.06
1916	\$933,013.10	1916	\$54,475.07	\$9,844.01	\$11,117.45	\$75,436.53
1972	\$3,504,625.62	1972	\$203,953.50	\$1,318,316.14	\$827.13	\$1,523,096.77
1983	\$385,254.26	1983	\$22,645.22	\$12,455.72	\$3,652.86	\$38,753.80
3320	\$-	3320	\$385.93			\$385.93
4081	\$12,881,034.28	4081	\$797,908.57	\$458,960.94	\$128,698.42	\$1,385,567.93
4101	\$1,233,753.15	4101		\$191,021.24		\$191,021.24
	\$159,461,543.67		\$1,617,842.00	\$3,089,722.27	\$78,055.89	\$4,786,017.24

Preparedness		
Earthquake	\$36,282.37	Federal
HMEP	\$223,988.69	Federal
WIPP	\$96,841.85	Other
REP	\$329,842.08	Other

Response		
Health Dept	\$130,282.00	Other

EMPG (Federal)	
State	\$1,747,535.08
Local	\$2,426,371.86
	\$4,174,056.94

2013 Appropriation (General Funds)	
Gen Support (2721)	\$4,284,248.00
Disaster Relief (2725)	\$663,780.00
	\$4,948,028.00

Office of Recovery:

The Office of Recovery coordinates all recovery operations following a disaster.

The Individual Assistance Bureau is responsible for aid to individuals during presidentially-declared disasters. The bureau also works with non-profit and faith-based organizations in both declared and non-declared disasters, to assist with unmet needs of disaster survivors.

The Public Assistance Bureau is responsible for overseeing federal grants to local and state governments, as well as certain nonprofit organizations for the repair, replacement or restoration

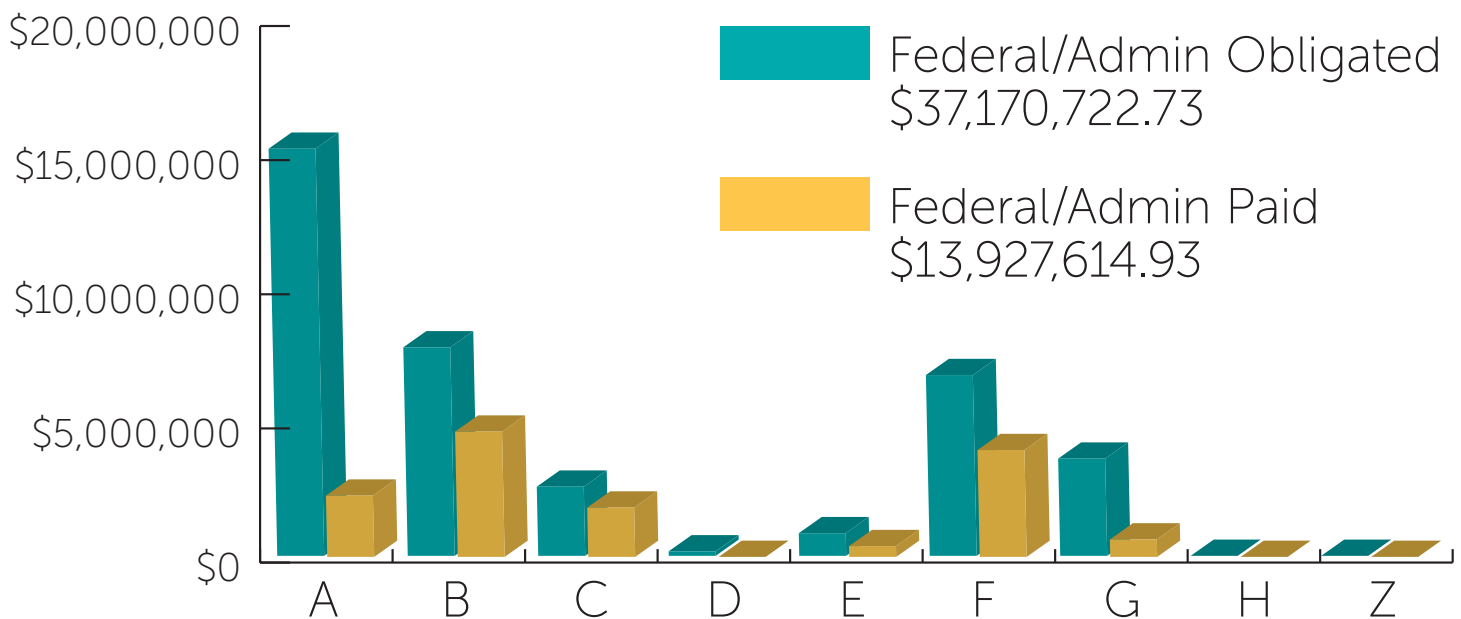
of disaster-damaged, publicly-owned facilities, during presidentially declared disasters. The agency is managing the recovery efforts for ___ disasters as of June 2013.

The Public Assistance Bureau for Katrina Recovery is responsible for overseeing federal grants to local and state governments and certain non-profit organizations and other political subdivisions for the repair, replacement or restoration of disaster-damaged, publicly-owned facilities, as a result of Hurricane Katrina. MEMA and FEMA maintain a recovery office on the Mississippi Gulf Coast to manage all Hurricane Katrina recovery activities.



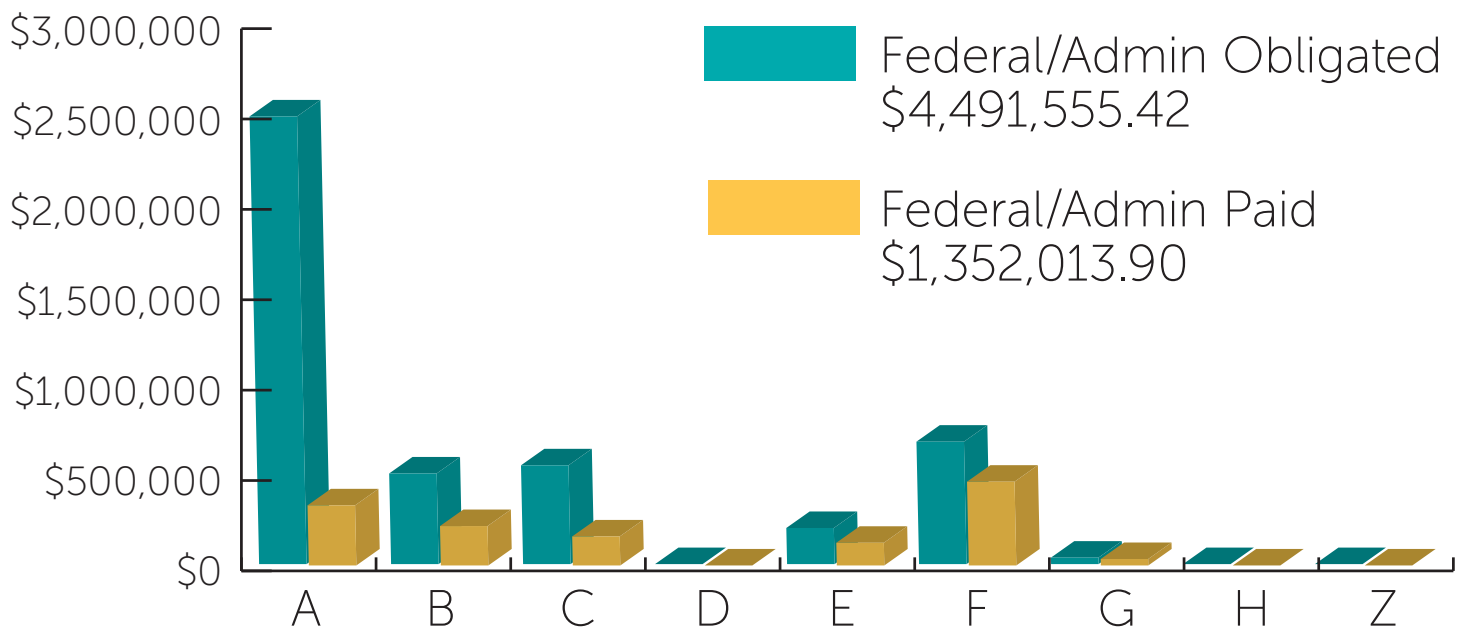
Disaster: 4081 Hurricane Isaac

Category	Obligated Projects	Obligated Versions	Federal Share Obligated	Admin Obligated	Federal/Admin Obligated	Federal/Admin Paid	Federal/Admin Paid (%)	Federal/Admin Balance
A. Debris Removal	118	126	\$15,288,643.43	\$0.00	\$15,288,643.43	\$2,300,144.08	15.0%	\$12,988,499.35
B. Emergency Protective Measures	229	237	\$7,829,323.64	\$0.00	\$7,829,323.64	\$4,703,919.06	60.1%	\$3,125,404.58
C. Roads and Bridges	127	128	\$2,596,896.89	\$0.00	\$2,596,896.89	\$1,852,088.86	71.3%	\$744,808.03
D. Water Control Facilities	1	1	\$167,991.75	\$0.00	\$167,991.75	\$0.00	0.0%	\$167,991.75
E. Public Buildings & Equipment	88	90	\$849,449.28	\$0.00	\$849,449.28	\$404,365.00	47.6%	\$445,084.28
F. Public Utilities	104	106	\$6,788,160.02	\$0.00	\$6,788,160.02	\$4,012,013.48	59.1%	\$2,776,146.54
G. Parks, Recreational Facilities, and Other Items	52	52	\$3,650,257.72	\$0.00	\$3,650,257.72	\$655,084.45	17.9%	\$2,995,173.27
H. Fire Management	0	0	\$0.00	\$0.00	\$0.00	\$0.00	0.0%	\$0.00
Z. State Management Costs	0	0	\$0.00	\$0.00	\$0.00	\$0.00	0.0%	\$0.00
	719	740	\$37,170,722.73	\$0.00	\$37,170,722.73	\$13,927,614.93		\$23,243,107.80



Disaster: 4101 Pinebelt Tornadoes

Category	Obligated Projects	Obligated Versions	Federal Share Obligated	Admin Obligated	Federal/Admin Obligated	Federal/Admin Paid	Federal/Admin Paid (%)	Federal/Admin Balance
A. Debris Removal	15	15	\$2,506,957.10	\$0.00	\$2,506,957.10	\$336,622.48	13.4%	\$2,170,334.62
B. Emergency Protective Measures	20	20	\$507,582.46	\$0.00	\$507,582.46	\$220,690.72	43.5%	\$286,891.74
C. Roads and Bridges	10	10	\$553,048.52	\$0.00	\$553,048.52	\$162,537.30	29.4%	\$390,511.22
D. Water Control Facilities	0	0	\$0.00	\$0.00	\$0.00	\$0.00	0.0%	\$0.00
E. Public Buildings & Equipment	13	13	\$202,142.03	\$0.00	\$202,142.03	\$126,966.42	62.8%	\$75,175.61
F. Public Utilities	10	10	\$685,698.12	\$0.00	\$685,698.12	\$469,099.11	68.4%	\$216,599.01
G. Parks, Recreational Facilities, and Other Items	4	4	\$36,127.19	\$0.00	\$36,127.19	\$36,097.87	99.9%	\$29.32
H. Fire Management	0	0	\$0.00	\$0.00	\$0.00	\$0.00	0.0%	\$0.00
Z. State Management Costs	0	0	\$0.00	\$0.00	\$0.00	\$0.00	0.0%	\$0.00
	72	72	\$4,491,555.42	\$0.00	\$4,491,555.42	\$1,352,013.90		\$3,139,541.52

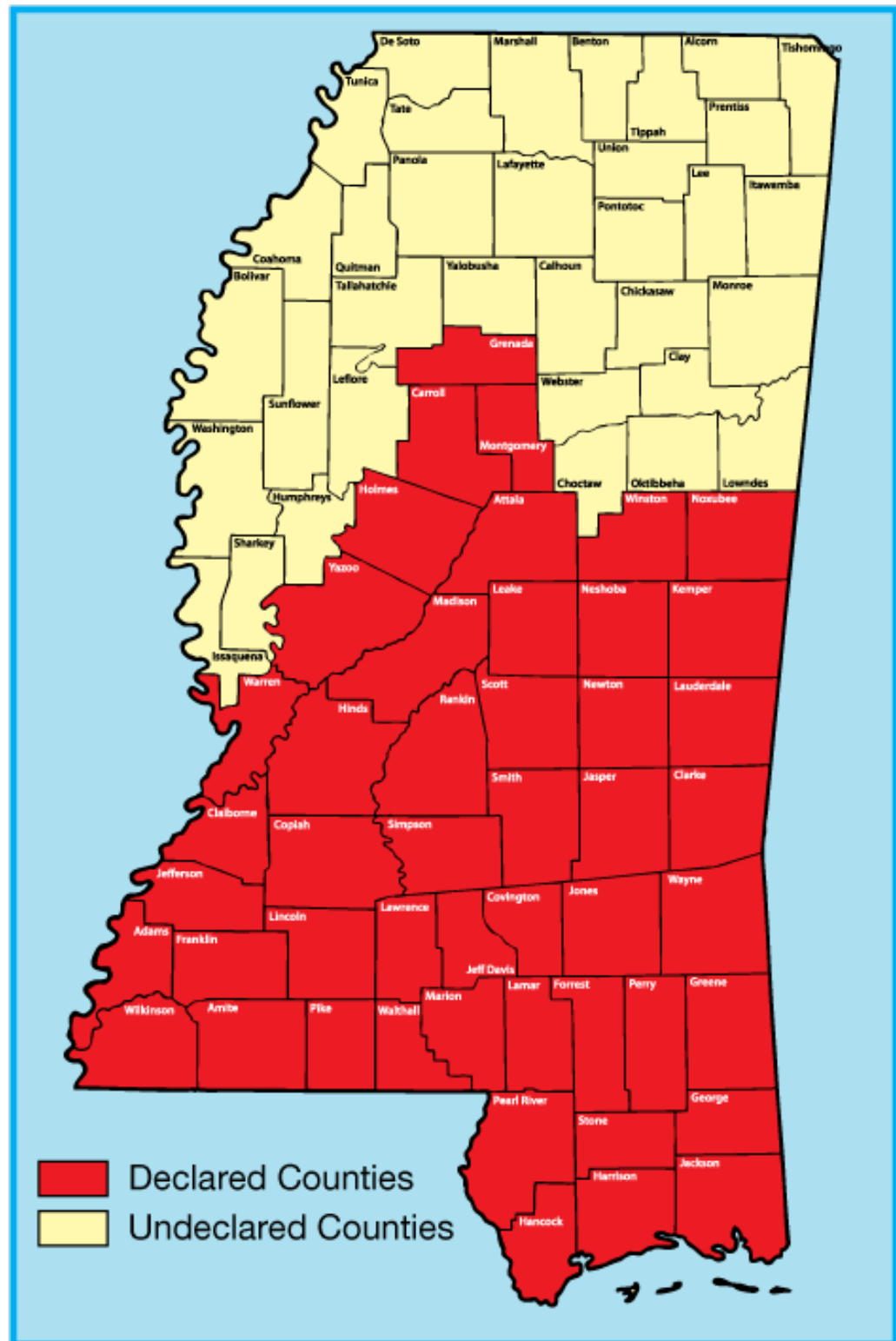




Tropical Storm Isaac
September 2013
DR-4081

Pine Belt Tornadoes
September 2013
DR-4101

Mississippi Disasters FY2013



Office of Preparedness:

The Office of Preparedness coordinates all emergency planning activities, training programs and exercising the plans and training within the state.

The Planning Bureau is responsible for providing regional and national emergency planning initiatives and emergency planning assistance to state agencies and local governments, including the Mississippi Band of Choctaw Indians. Last year, the Office of Preparedness staff produced 50 Situation Reports and Incident Action Plans during emergencies. In FY 2013 the bureau also assisted 80 counties with completing a Basic Incident Plan and 65 counties with completing Emergency Support Function Annexes.

offering exercise design and evaluation courses, assisting with scenario development and providing on-scene evaluators, controllers or simulators during the exercise. In FY 2013, the bureau conducted 172 exercises with a total participation of nearly 44,000 statewide.

Office of Preparedness



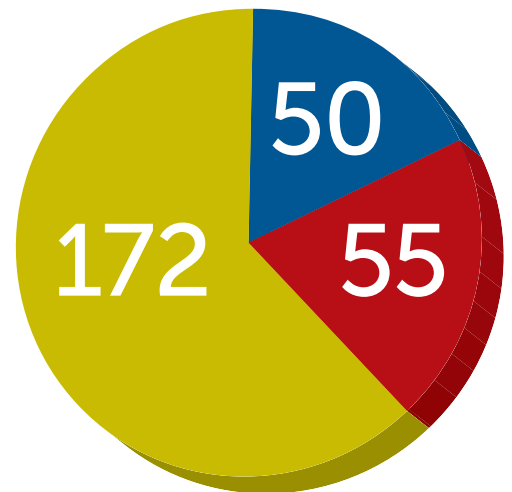
Plans



Classes



Exercises



The Training Bureau oversees a wide range of emergency management and first responder training for all levels of government, private industry and volunteer organizations. Courses are offered statewide by a team of training coordinators in a field-delivered environment. In FY 2013, the bureau conducted 55 courses for more than 1,000 students.

The Exercise Bureau oversees emergency management exercises as required for those counties receiving matching federal funding. This includes



Explosion exercise at Vaught-Hemingway Stadium in Oxford.

Office of Response:

The Office of Response coordinates the state's response through the State Emergency Operations Center to any type of natural, technological or man-made emergency and includes the operations and communications bureaus.

The Operations Bureau is responsible for alert and notification of an event, activation of the State Emergency Operations Center, and coordinating all emergency support functions, establishing priorities for the allocation of resources. The bureau also maintains operational control of the State Emergency Response Team, the Mobile Operations Center and the communications/state warning point. The operations bureau deployed for five events, and activated the State Emergency

Operations Center for eight events in FY 2013.

The Communications Bureau is designated as the state's 24-hour warning point. The Communications section is responsible for alerting state and local officials to all natural or man-made or technological incidents throughout the state. These alerts include: severe thunderstorms, tornadoes, hurricanes, earthquakes or hazardous materials incidents, to name a few.

The State Emergency Operation Center.



SEOC Incident Reports for FY 2013

Amber Alert	1	White Powder Incident	2
Aircraft ELT	2	Wreck/Non-HAZMAT	13
Aircraft Incidents	11	Airport Weather Warning	2
Boil Water Notices	599	Civil Emergency Mess	1
Bomb Threat/Susp Pkg	56	Flash Flood Watches	36
Drill/Exercises	123	Flash Flood Warnings	226
Dam Failures	5	Freezing Rain Advisory	1
Drowning	5	Hurricane Watches	2
Earthquake	1	Hurricane Warnings	2
Equipment Failure	5	Ice Storm Warnings	3
Explosions	3	Thunderstorm Watch	31
Fire Incidents	14	Thunderstorm Warning	863
Fish Kills	3	Tornado Emergency	1
Ground Search & Rescues	4	Tornado Watch	47
Hazardous Materials	689	Tornado Warnings	246
Hostage	1	Tropical Storm Watches	2
Mass Casualty	2	Tropical Storm Warnings	3
Meth Labs	1	Tsunami Statements	26
Missing Persons	12	Urban & Small Stream	23
Other	1	Winter Storm Watch	3
Radiological	5	Winter Storm Warning	1
Security	7	Winter Weather Advisory	4
Sinkhole	1	Damage Reports	373
Storm Damage	66	Proclamation/Resolution	172
(no disaster declaration)		RAD shipments	320
Train Incidents	28	NAWAS Trouble Tickets	40
West Nile Reports	8		

Total calls for FY13: 4,096

Office of Field Services:

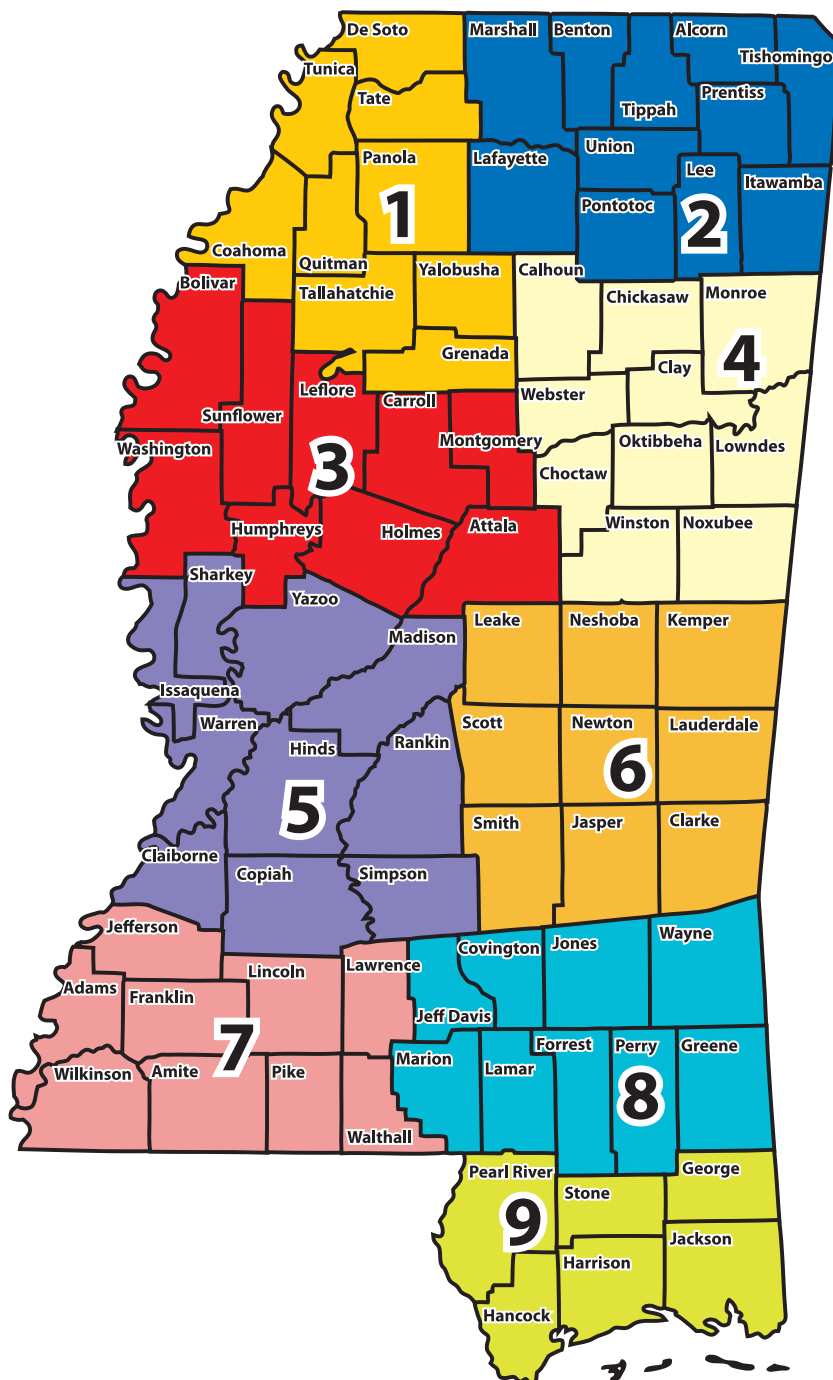
The Office of Field Services is responsible for the Statewide Mutual Aid Compact between all Mississippi counties, cities and municipalities, and the Mississippi Band of Choctaw Indians to provide assistance in time of events or major incidents. Field Services also administers the Emergency Management Performance Grant to local jurisdictions.

The nine Area Coordinators within the Office of Field Services are assigned to the nine established MEMA districts within the state. Area Coordinators work with local jurisdictions in emergency management activities and incidents.

During disasters, the Area Coordinators assist the local officials with damage assessments, identifying urgent needs, understanding available resources and coordinating state resources that assist local responders.

Area coordinators are the eyes and ears of the agency and insure that MEMA has good situational awareness to support local governments as necessary.

MEMA's Area Coordinators Districts



Emergency Management Performance Grant:

This grant is administered through the Federal Emergency Management Agency to eligible states. MEMA uses a portion of these funds, and makes the remaining balance available to county emergency management agencies. The purpose of the EMPG program is to assist states and local government in preparing for all hazards, as authorized by the Robert T. Stafford Disaster Relief and Emergency Assistance Act. The grant is a 50/50 cost share for the state and counties and funds cannot be matched with other federal funding.

MEMA provides 60 percent of the grant annually to local governments to support their emergency management programs.

MEMA uses EMPG funding combined with state and private funding to offset salaries, and fund programs such as exercise, planning, training and GIS to carry out the program priorities of the grant and assist the county emergency managers.

Counties must apply and the funding is based on population. Because of these funds, Mississippi is able to have 78 full time and five part-time emergency management directors, which includes the Mississippi Band of Choctaw Indians.

In FY 2013, every county in Mississippi except Attala and Prentiss participated in the EMPG program.



Coastal Retrofit Program:

The Coastal Retrofit mitigation program was implemented to assist homeowners with making their homes more wind resistant. Roof, window and door retrofits could help protect a home during the next wind event. These retrofits are designed to meet or exceed all local building codes and are part of an engineered system specifically for each home.

In fiscal year 2013, Coastal Retrofit approved 300 homes for construction, with a total cost of \$5.5 million, of which \$4.6 was federally funded. In Nov. 2012, the Federal Emergency Management Agency lowered the homeowner cost-share for participants from 25 percent to 10 percent of the standard package cost. This means that 90 percent of the standard package retrofit will be paid by the grant, with the remaining 10 percent the responsibility of the homeowner.

Also, the program allowed the inclusion of the Insurance Institute for Business and Home Safety's Bronze Category retrofits into the project. The Bronze category focuses on roof cover, roof decking and attic ventilation systems to include soffits. More than half of the grant funding has been allocated.





Visit us online



msema.org



facebook.com/msemaorg



twitter.com/msema



youtube.com/user/MSEMAorg1

MEMA's mobile phone app allows the public to find emergency information, preparedness tools, weather radar, along with several other options like statewide highway information. The app is free to download, and available to iPhone and Android phone users by searching for MEMA in the iPhone or Android app store.