


# MITIGATING DISASTERS THROUGH PREPAREDNESS: A CHILD'S JOURNEY IN MISSISSIPPI



Featuring  
Jake the  
Mitigation  
Wizard



with Delta the  
Disaster Dog  
and Pearl the  
Preparedness Pup



**Illustrated by Marshall Ramsey**  
**Story by Greg Flynn and George Humphrey**  
**Layout and design by Paul Hamblin**

Special Thanks to:  
**Governor Phil Bryant**  
**First Lady Deborah Bryant**  
**MEMA Executive Director Robert Latham**  
**MEMA Mitigation Office Director Jana Henderson**  
**MCDEMA**  
**FEMA**  
**National Weather Service**






The first thing Pearl needs to do is help put together an emergency supply kit.

Why do we have to do this Daddy?

or the h

dy?

Because if the power goes out or the weather keeps us from leaving the house, we'll have everything we need to get by for at least three days.

A cartoon character with large, wide eyes and a surprised expression is visible in the bottom right corner of the frame.

Let's make a checklist of everything you should have in your family emergency supply kit.



- ☐ WATER- ONE GALLON PER PERSON PER DAY, FOR DRINKING and SANITATION.
- ☐ NON-PERISHABLE FOOD: AT LEAST A three-day SUPPLY.
- ☐ MANUAL CAN OPENER: IF KIT CONTAINS CANNED FOOD.
- ☐ BATTERY-POWERED OR HAND-CRANK RADIO.
- ☐ A NOAA WEATHER RADIO WITH TONE ALERT and EXTRA BATTERIES.
- ☐ FLASH LIGHT and EXTRA BATTERIES.
- ☐ FIRST AID KIT.
- ☐ MOIST TOWELETTES, GARBAGE BAGS and PLASTIC TIES FOR PERSONAL SANITATION.
- ☐ WHISTLE TO SIGNAL FOR HELP.
- ☐ PLASTIC SHEETING and DUCT TAPE to SHELTER-IN-PLACE.
- ☐ IMPORTANT FAMILY DOCUMENTS LIKE BIRTH CERTIFICATES, INSURANCE PAPERS, PHOTOS, ETC...
- ☐ ITEMS FOR UNIQUE FAMILY NEEDS SUCH AS PRESCRIPTION MEDICATIONS, INFANT FORMULA OR DIAPERS.






Now that Pearl and Delta have their supply kit together, Pearl has a question.

What kind of things do we have to be prepared for here in Mississippi?

All kinds of things. Let's go visit some of my "expert" friends and find out.





Their first stop is in northwest Mississippi where they meet Shaky the Earthworm, who tells them about earthquakes.

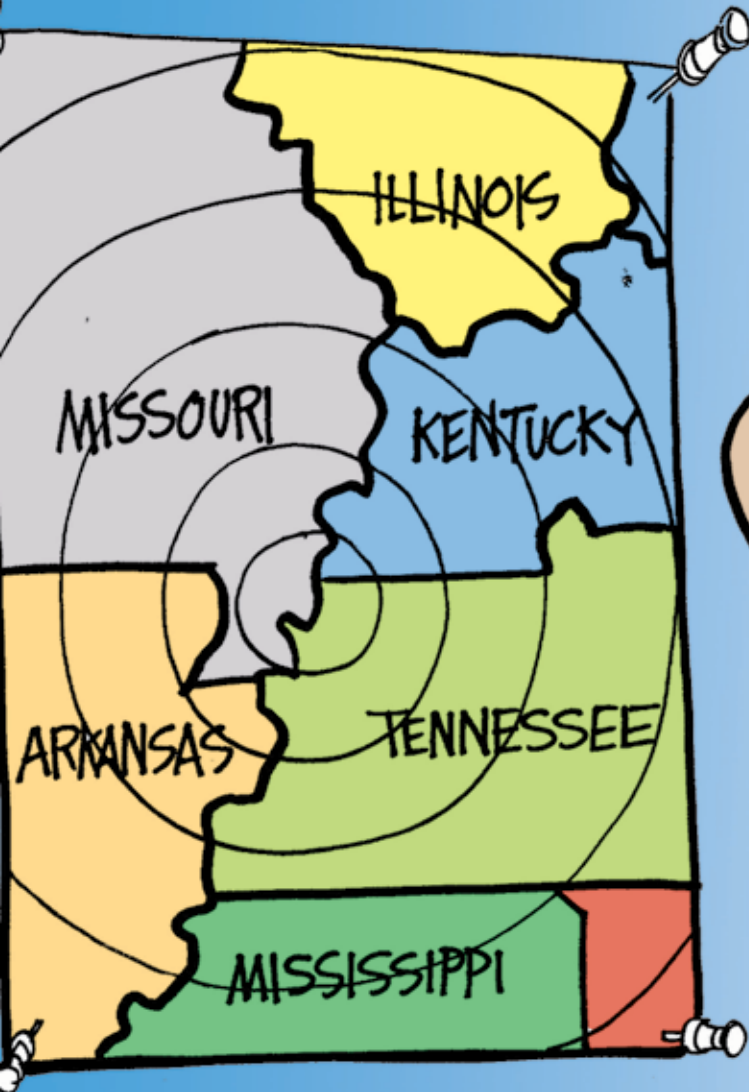
Can we really have an earthquake in Mississippi?

Yes indeed! The ground can start shaking without any warning. We have to be ready all the time.



The northwest part of Mississippi is in what's called the 'NEW MADRID' seismic zone. It also touches Arkansas, Tennessee, Missouri, Illinois and Kentucky.


What do we do if the ground starts shaking?





If you are inside, **TAKE COVER.**  
Get under a sturdy table or  
other piece of furniture and hold on  
until the shaking stops.


We have to stay far away  
from glass and windows too.



If you're outside,  
get to a wide open area  
away from buildings,  
power lines and trees.

That's great advice.  
Thank you, Shaky!

I'm Earthquake  
Prepared!





# *Jake Says...*



## EARTHQUAKES

Jake the Mitigation Wizard is here to help you learn how to prevent damage to your home. Share this with your parents:

Jake says:

- Make sure that bookshelves and heavy objects are attached to the wall.
- Make sure things like gas appliances, like the hot water heater, stove, and dryer are secure.
- Make sure the foundation of your home is strong. If your house is on blocks or piers, strengthen how it is attached to the ground.
- Talk to your parents to see if your house is ready.

Now you know some of the things to do to make sure your house is ready for an earthquake.

Delta and Pearl then travel south where they meet  
Rainey the Raccoon.

Now let's go see my friend  
Rainey the Raccoon in Vicksburg  
to learn about flooding.







Hi, Rainey... we want to know how to be prepared for flooding.

That's great, because you know flooding can happen anywhere and anytime in Mississippi.



There are a couple of things to remember:  
Always get to higher ground and never try to  
walk or swim through flood water.

Why? I know  
how to swim.





Because you never know what dangerous things could be in the water.

It's always better to be safe than sorry.

WOW, I never thought about that...  
Now I'm Flood Prepared!



# Jake Says...



## FLOODING

Jake the Mitigation Wizard is here to help you learn how to prevent damage to your home. Share this with your parents:

Jake says:

- If you live in an area that floods a lot, you could move your home to higher ground, or raise it up high enough so it does not flood.
- Flooding can occur because ditches are clogged. Make sure that drainage areas are clear of things like leaves and trash.
- If floods are expected, you can fill bags with sand and put them in front of doors or other areas that water could get in your house.
- See if your house has flood insurance.

Now you can make sure your house is ready for flooding.




A cartoon illustration featuring three characters in a grassy outdoor setting. On the left, a brown dog with large floppy ears, wearing a yellow t-shirt with 'DD' in red and blue pants, holds a red bag. In the center, a girl with grey curly hair and a pink bow, wearing a pink shirt with 'PEARL' and blue pants, holds a pink bag with yellow flowers. On the right, a green turtle with a large green shell and a yellow neck stands smiling. A blue sign on a post reads 'Welcome to BRANDON' in white cursive. Three speech bubbles are present: one from the dog, one from the girl, and one from the turtle. A green bush is in the background.

This is my friend Twisty the Turtle,  
an expert on Thunderstorms  
and Tornadoes.

What makes a turtle an expert  
on thunderstorms and tornadoes?

Quite simple little Pearl!



The one thing to  
remember is to  
take shell-ter!


POP



That's right! When it comes to thunderstorms you want to get inside as quickly as possible so you don't get struck by lightning. When you hear thunder, it's time to take cover.

RUMBLE

Do we do the same for tornadoes?






Yes, but we take extra precautions when there's a tornado. You want to be in a sturdy room in the middle of your house or building far away from any windows, like a bathroom or closet... and cover your head with pillows and blankets... or even put on a bicycle helmet to protect yourself from flying debris.





Tornadoes are scary and we have to take them very seriously,  
but if you follow Twisty's tips you'll be protected!

Thanks Twisty! Now I'm tornado  
and thunderstorm prepared!



# Jake Says...



## THUNDERSTORMS AND TORNADOES

Jake the Mitigation Wizard is here to help you learn how to prevent damage to your home. Share this with your parents:

Jake says:

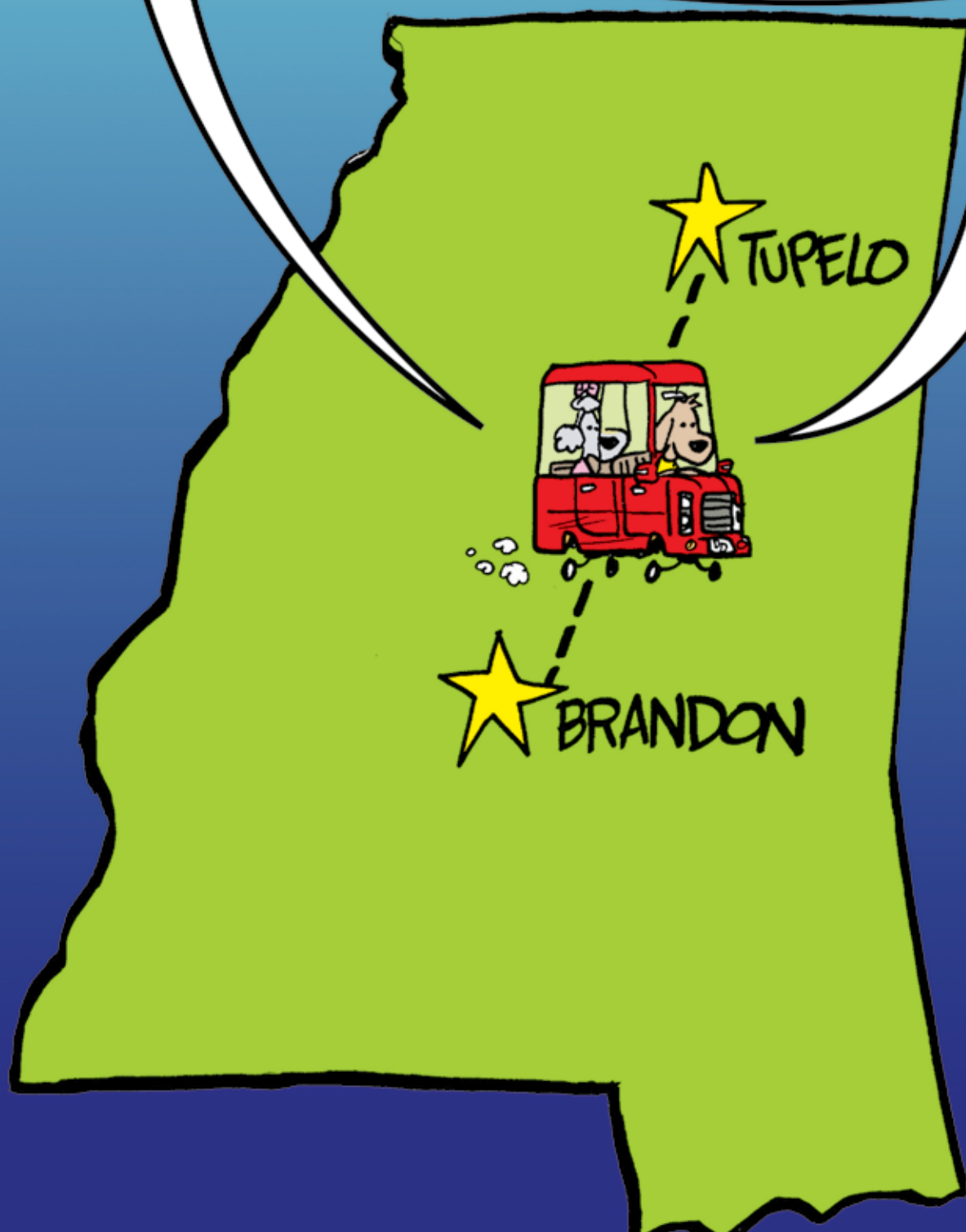
- If there are tall trees around your house, it may be a good idea to have them cut down. Trees can fall during storms and cause damage to your house.
- Make sure there is nothing in your yard that could fly around and hit your house. These things could fly around and break windows, damage cars and other things.
- A safe room/storm shelter in your home can save your life. Shelters can be built in a room inside your house, or in a building near your home.

Now you know how to get your house and family ready for thunderstorms and tornadoes.



Where to next?

Let's go up to my friend  
Icy the Owl's place in north  
Mississippi. He knows all about  
winter storms.



This is Icy the Owl. He is very wise  
when it comes to winter weather.


Yes indeed, I have seen many Mississippi winters...  
it can get very cold, very snowy and of course ICY.






I love it when it snows... we don't have to go to school and get to build snowmen.

The snow can be fun, as long as you are prepared. Always dress in several layers of clothes and wear a hat and mittens that will keep you warm.





You should also make sure there are blankets, extra clothes, and a flashlight in your car in case you get stuck in snow and ice.

Always remember to check on your neighbors too, especially the elderly, to make sure their heat is working properly...



Thanks Icy! Now I'm ready  
for winter weather!



# Jake Says...



## COLD WEATHER

Jake the Mitigation Wizard is here to help you learn how to prevent damage to your home. Share this with your parents:

Jake says:

- NEVER use a generator in or near your house. The fumes from the generator could make you very sick and hurt you very badly. If you see an adult setting one up inside or near a window, tell them to move it to a safe place.
- Wrap exposed pipes to keep them insulated. Pipes could freeze, causing them to burst. If a pipe bursts in your house, it could flood the inside of your house and damage all of your belongings.
- Make sure vehicles are ready for cold weather. Ask your parents if they have enough antifreeze, if the tires are good and if the battery is in good shape.

Now you can help your parents get your family ready for winter weather.





One more stop to see  
Gusty the Seagull who knows  
all about Hurricanes.

But hurricanes don't  
happen very often.

Hurricane Season runs from June 1 to November 30, and while they don't hit Mississippi every year, when they do, they are doozies.

A hurricane, which is also called a tropical cyclone or typhoon, is a rapidly-rotating storm system with strong winds and a twisting arrangement of thunderstorms that produce heavy rain. Hurricanes typically form over large bodies of warm water like here in the Gulf of Mexico or in the Atlantic Ocean.

**D**  
2PM FRI

**H**  
2PM THU

**H**  
2PM WED


**H**  
2PM TUE

**H**  
2PM MON





Hurricanes bring very gusty winds, sometimes more than 100 miles per hour and they can blow water from the ocean all over the city. There is also lots and lots of rain which can cause thunderstorms, tornadoes and flooding.






The best thing to do is know if you will have to leave your home and evacuate. Make sure your parents have a plan. Know where you will go and how you will get there.



The good thing is we can see hurricanes coming, so we can always make sure people get to a safe place. If you do stay home, make sure you get into a safe room, just like during tornadoes.





With hurricanes, we'll use everything we've learned about emergency supply kits, tornadoes, thunderstorms and flooding.

It's a good thing we learned all about those things. Thank you Gusty, now I'm Hurricane prepared!



# Jake Says...



## HURRICANES

Jake the Mitigation Wizard is here to help you learn how to prevent damage to your home. Share this with your parents:

Jake says:

- You could install storm shutters to go over your windows to prevent damage from strong winds and flying debris.
- Make sure you have important things like family pictures, birth certificates, social security cards, deeds and other documents ready to go in a waterproof case. Ask your parents where these documents are, and if your family can get to them if needed.
- Make sure your house is protected against flooding.

Now you can say that you know what to do if a hurricane threatens your home.




So what did you learn Pearl?

I learned we have to be prepared for all kinds of emergencies at any time of the year. The more prepared we are, the safer we will be!



Pearl, now you can share everything  
you've learned about preparedness  
with your friends.



That's a great idea, Daddy!





# Disaster Preparedness Award of Excellence

This is to certify that



\_\_\_\_\_

is now disaster prepared for earthquakes, floods,  
hurricanes thunderstorms, tornadoes, winter weather and  
an expert in building an emergency supply kit.



*Delta*

Delta the Disaster Dog

*Pearl*

Pearl the Preparedness Pup

*Jake*

Jake the Mitigation Wizard





# MY EMERGENCY INFORMATION

My Family: names, ages, relationship

---

---

---

---

Home: address, phone #

In Case of Emergency:

---

---

---

---

---

---

---

---

School: address, phone #

Other Info:

---

---

---

---

---

---

---

---

Emergency Meeting Place:

---

---

---

---



# FEMA

This book made possible by a  
FEMA Hazard Mitigation Grant.